



Contractual Placements


David Hardy, Deputy Superintendent of Academics

Dr. Adrienne M. Lacey-Bushell

Director of Special Education

December 9, 2014

CURRENT PROGRAM


- ▶ 142 students ages 3-18 in contractual placements
 - ▶ Logos (17), Edgewood (42), Emerson (Annie Malone) (38), Epworth (48)
 - ▶ Epworth Transition Class at Fanning
 - ▶ Program budget is currently 2.5 million
 - ▶ Programs do not have a vocational, career technical options or credit recovery components
- 

TEN YEAR DATA


Number of Students with Special Needs Placed in Private Separate (Day) Facilities

2005-06	2006-07	2007-08	2008-09	2009-10	2010-11	2011-12	2012-13	2013-14	Current
323	302	199	194	131	104	118	113	99	142
			2.5	1.5	1.7	2.3	2.1	1.7	2.5

PROPOSED

- ▶ 120-140 students ages 3-21
 - ▶ Vocational and Transition Classes
 - ▶ Credit Recovery for Secondary Students
 - ▶ Wraparound Services
 - ▶ Parental Involvement
 - ▶ Therapeutic Environment and Supports
- 

Educational and Therapeutic Support Center

- ▶ The Educational and Therapeutic Support Center will support St. Louis Public School System's continuum of services by providing comprehensive special education and therapeutic support for students whose behavior severely impedes their learning. This program will serve children ages 3 through 21.
- 

Cost Comparison

(Current) Contractual	(Comparative Site) Nottingham	(Proposed) Educational And Therapeutic Support Center
2.5 Million 142 students	2.4 Million 140 students	2.4 Million 120 – 140 students 200,000+ Transportation Savings

EXPENDITURES

Fiscal Year	2008 - 2009	2009 - 2010	2010 - 2011	2011 - 2012	2012 - 2013	2013 - 2014
Edgewood (Great Circle)	985,600.00	795,037.60	741,652.00	680,460.00	556,032.00	491,372.00
Emerson Academy	530,541.50	15,071.00	462,985.00	598,143.00	643,740.00	560,766.00
Epworth Children's Home	313,420.00	215,315.00	351,493.75	826,020.35	1,146,504.62	871,714.00
Evangelical Children's Home	123,734.00	54,238.50	37,079.50			
Logos Children's Home	527,032.00	430,618.00	228,712.00	243,067.00	316,612.00	331,044.00
St. Louis Learning Center (Alternatives Unlimited)	687,500.00	557,500.00	495,000.00	501,600.00		
St. Vincents	415,486.75	252,900.00	156,899.00	163,762.00		
Total	2,597,714.25	1,525,642.50	1,732,169.25	2,332,592.35	2,106,856.62	1,763,524.00