

# MusicplayOnline

## Online Lessons for your PreK-Gr. 6 Students

During the novel Covid-19 outbreak, MusicplayOnline is giving students increased access to areas of Musicplayonline, and is FREE for all students.

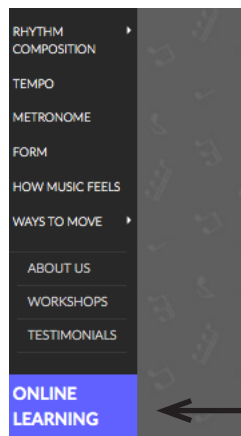
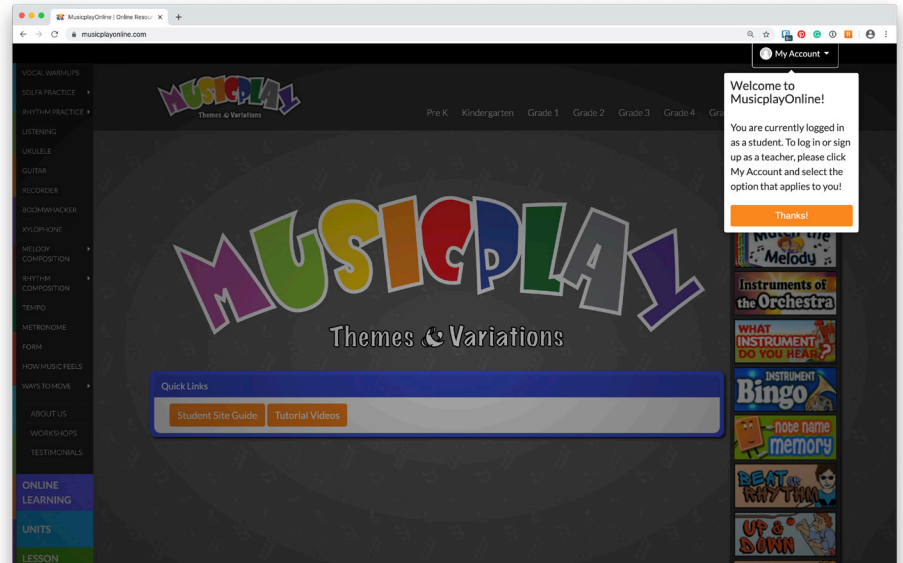
Students:

1. Go to:

<https://musicplayonline.com>

2. You're automatically logged in as a student!

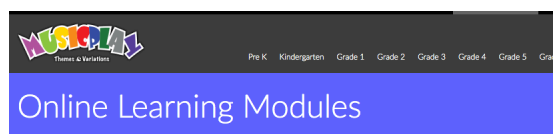
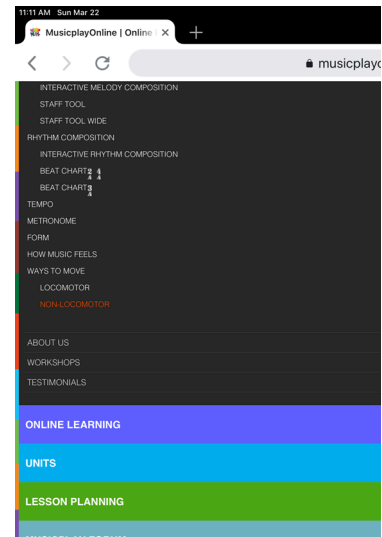
*If you're a teacher and want to log in or sign up for the full access to MusicplayOnline please click on My Account and log in/sign up.*



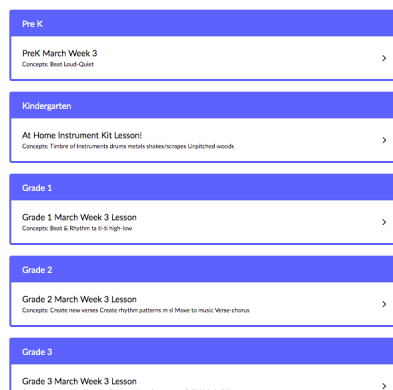
Look for the blue ONLINE LEARNING button.

It will appear on the left menu on a computer.

On a tablet or a phone, scroll down.



Click to open Online Learning and select your grade.



On the left is an introduction to the lesson, a video introduction or notes about eLearning.

On the right side are printable resources - if you don't have a printer at home that's OK - you'll just write out what's needed on blank paper.

The I Can statements tell what you'll learn in the lesson.

*Note for Teachers: These lessons are standards based. They are being linked to the core arts national standards, and the lesson pdfs will be available in the lesson planning section for teachers reference.*

On the left side are your instructions.

On the right side are videos, games, pictures to read or interactive activities to do. Just click and follow the directions.

At the end of the lesson are **assessments**. You should do the assessment that your teacher assigns.

## 12 ASSESSMENTS

Your teacher will tell you what he/she wants you to email or upload to Google Classroom. Some suggested assessments could be:

- send a copy of the listening log or answers to the listening questions
- send a video of your ostinato

There may be some **EXTRAS** at the end of the lesson. These are for fun!

## 13 EXTRAS

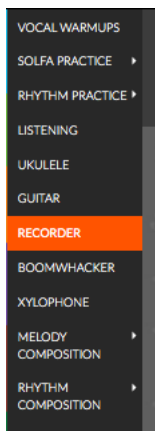
EXPLORE OTHER SONGS OR GAMES AT MUSICPLAYONLINE.

IF YOU HAVE YOUR RECORDER AT HOME, TRY PLAYING SONGS IN THE RECORDER SECTION! THE HIGHLIGHT VIDEOS SHOW EACH NOTE AS IT'S PLAYED. YOU CAN SLOW DOWN THE VIDEOS BY CLICKING ON THE GEAR WHEEL ON THE BOTTOM LEFT SIDE OF THE VIDEO. AND NEW RECORDER VIDEOS ARE COMING IN THE NEXT FEW WEEKS!

IF YOU HAVE A UKULELE AT HOME, TRY THE UKULELE SECTION. THERE ARE LOTS OF FOLK SONGS, AND LINKS TO POP SONGS.

HAVE FUN AND KEEP MAKING MUSIC AT HOME!

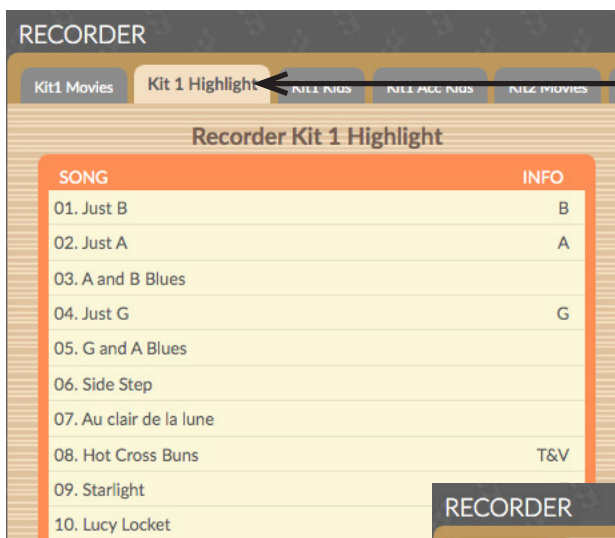
And explore the rest of the website. There are 1000+ fun songs, lots of games, Recorder, Ukulele and Guitar sections!



If you play Recorder, Ukulele or Guitar, you can keep practicing your instrument at home.

And this might be a great time to learn to play guitar or ukulele!

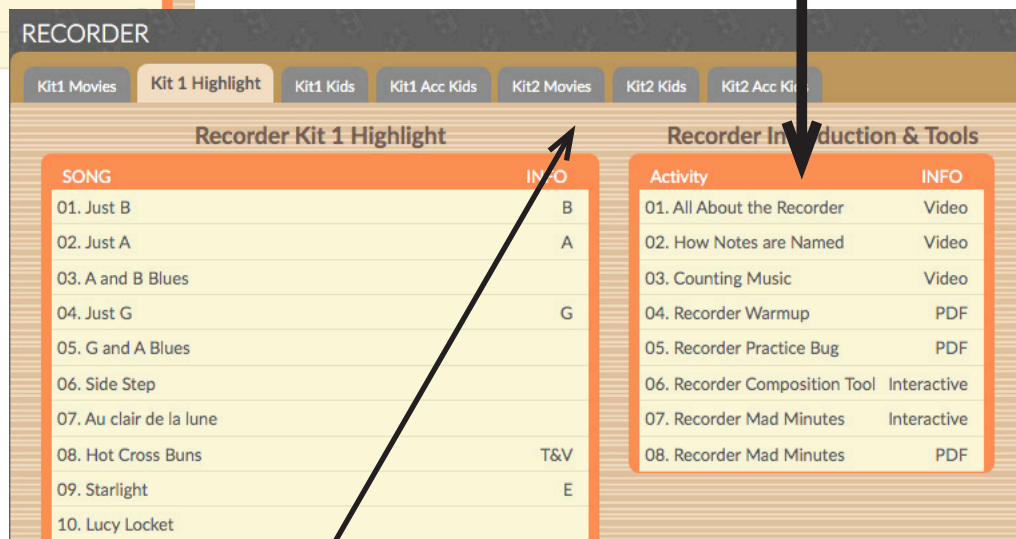
These sections are on the left menu of your computer. Scroll down on a tablet to see this menu.




If you've played a little recorder, choose **Kit 1 Highlights**. Then you can start playing along with videos of easy recorder songs and the notes that you're supposed to play will be highlighted.

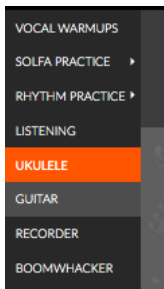
If you're brand new to the recorder, start with the Recorder Introduction. Watch the first 3 videos.

MORE recorder videos to help you learn to play are coming!



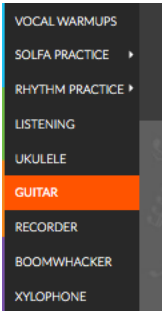
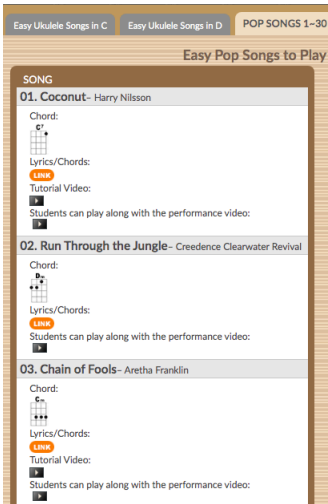
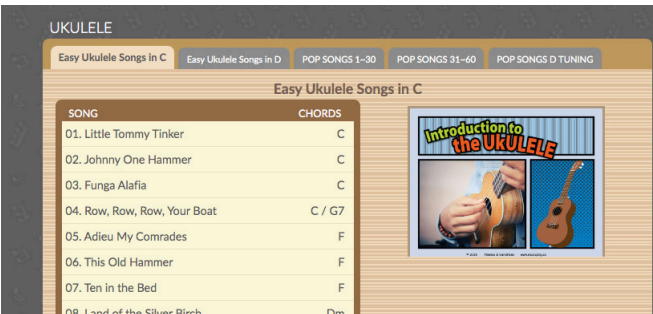
If you play recorder well, try the songs in Kit 2. There are two parts for soprano recorder in each song. If you have 2 recorders at home, you can play duets!





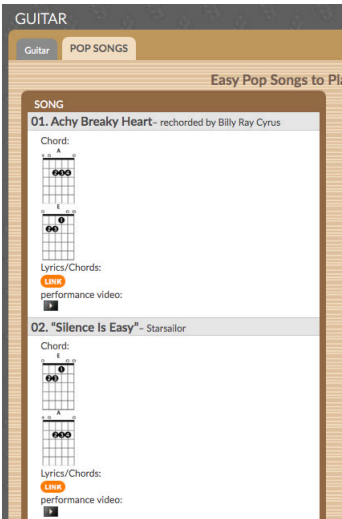
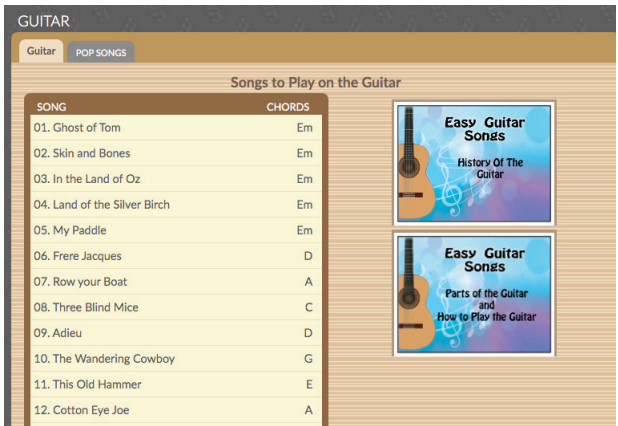
The Ukulele section is also on the left menu.  
 To learn the ukulele, start by watching the Introduction to the Ukulele.  
 Then start playing and singing songs. The first songs use just the C chord, so play and sing!

There's a tab that says POP SONGS 1-30. Try some pop songs too!



The Guitar section is also on the left menu.  
 To learn to play the guitar, start by watching the introduction videos.  
 Then start playing and singing songs. The first songs use just one chord, so play and sing!

There's a tab that says POP SONGS. Try some pop songs too!



The team at Musicplayonline is working hard building more modules for you to keep making music at home!  
 Have fun, and keep singing, playing and creating music while you're learning at home!

Denise Gagne, creator of Musicplayonline