




ESOL Choice Board for Grades 6-8

Monday	Tuesday	Wednesday	Thursday	Friday
<p>It's art week! We'll break down and complete two self-portrait assignments this week. First, read through this assignment:</p> <p><i>Can you use your device to photograph a conceptual self-portrait? Gather 5 objects from around your house that represent you, and photograph them using a visually striking background. Don't forget to take lighting and framing into account when you compose the picture.</i></p> <p>Take some time to jot down the bolded vocabulary words on a piece of paper. Do you already know what they mean? If so, write down what you know, then click here to visit a dictionary where you can look up the remaining words. Jot down the meanings of any of the others you don't know. This will help you better understand the assignment directions.</p> <p>Last, re-read the directions and write down a plan for your work:</p> <ol style="list-style-type: none"> 1) Objects I will choose: 2)Background I will choose: 3)How I will light my photo: 4)How I will frame my photo: 	<p>Today, complete the assignment:</p> <p>Can you use your device to photograph a conceptual self-portrait? Gather 5 objects from around your house that represent you, and photograph them using a visually striking background. Don't forget to take lighting and framing into account when you take the picture.</p> <p>Take a look at these examples if you need some ideas:</p>  <p>Share your photo with your art teacher when you're done!</p>	<p>Click here to learn about "<i>A counting</i>" a collaborative art project currently being run at the Contemporary Art Museum of St. Louis.</p> <p><i>"A counting' creates space for all languages and accents to coexist, says Ijeoma (the artist). As more St. Louisans contribute their voices, a sound portrait of the city emerges, one that encompasses many accents, dialects, and languages. A counting serves as a meditation and speculation of what a unified city could look like."</i></p> <p>Bonus: Ask your parent/guardian to help you call in and count in your home language (or English)!</p> 	<p>Click here to read about and see a piece of art from the Metropolitan Museum of Art in New York. After you read the page, answer these questions:</p> <p>What do you notice about the figure's pose? Write your answer here: _____</p> <p>Now that you've had an opportunity to consider the figure, let's examine its context within the composition. What do you notice? Write your answer here: _____</p> <p>Shiva is known as a creator, protector, and destroyer. What evidence of each role can you find in the sculpture? Write your answer here: _____</p> <p>Click here to visit a dictionary where you can look up any words you may not know in the reading and questions.</p>	<p>Just as Shiva takes on the persona of a creator, protector, and destroyer, we often take on numerous roles throughout the day.</p> <p>Make a list of three roles you engage in during your daily life (for example: student, brother, friend):</p> <ol style="list-style-type: none"> 1) 2) 3) <p>After that, draw or create a self-portrait that shows your many roles in life. Take a look at this example if you need an idea:</p>  <p>Share your self-portrait with your art teacher when you are done!</p>