






ESOL Choice Board for Grades 6-8

Monday	Tuesday	Wednesday	Thursday	Friday
<p>It's paragraph week! First, let's get some background:</p> <p>A paragraph is a distinct section of writing covering one topic. Academic paragraphs have specific parts that students must learn. Those parts are:</p> <ul style="list-style-type: none">  Topic sentence  At least 3 supporting details  Conclusion <p>In those 5 sentences, paragraphs can inform people, describe something, critique something, compare things, persuade people, list a process, make an argument, offer a solution, or narrate a story.</p> <p>Click here to watch a video that explains paragraphs using the "hamburger method".</p>	<p>Today, we will write our topic sentence (the "bun"). Topic sentences state the main idea of the paragraph, and tell the point that the writer is trying to make. Topic sentences are usually placed at the beginning of the paragraph.</p> <p>Let's write our own paragraph. We are going to answer this question: <i>Who do you admire?</i></p> <p>To make a topic sentence, you need to state the main idea of the paragraph, and tell your point. Take a look at this example:</p> <p>Tells my point  <u>Dr. Jonas Salk is an admirable person.</u>  states the main idea</p> <p>Your turn! Who do you admire? Write your topic sentence here:</p> <hr/>	<p>Next, let's add supporting details. Supporting details come in the middle of the paragraph (the "meat"), and they provide additional information that explains, defines, or proves your topic sentence. Academic paragraphs have at least 3 supporting details.</p> <p>Let's add supporting details to the paragraph we started yesterday (<i>Who do you admire?</i>). Take a look at these examples:</p> <p>#1: Dr. Salk is an admirable man because he dedicated his life to medicine and science. (explains the topic sentence)</p> <p>#2: He discovered the first polio vaccine, which saved many lives. (proves the topic sentence)</p> <p>#3: The most admirable thing he did was give away the formula to that vaccine for free, even though it could have made him very rich. (proves the topic sentence)</p> <p>Your turn! Write your details here:</p> <p>#1: #2: #3:</p>	<p>Last, it's time for the conclusion sentence (the other "bun"). A conclusion sentence brings closure to the paragraph and is the last sentence of the paragraph. Writers should not include any new information in this sentence, but rather should try to re-state the topic sentence using synonyms or a different type of sentence.</p> <p>Let's add a conclusion to our paragraph (<i>Who do you admire?</i>). Look at this example:</p> <p>Dr. Jonas Salk is an example of an exceptional, selfless person.</p> <p>Your turn! Write your conclusion sentence here:</p> <hr/>	<p>Let's put it all together! Here is the example paragraph:</p> <p>Dr. Jonas Salk is an admirable person. Dr. Salk is an admirable man because he dedicated his life to medicine and science. He discovered the first polio vaccine, which saved many lives. The most admirable thing he did was give away the formula to that vaccine for free, even though it could have made him very rich. Dr. Jonas Salk is an example of an exceptional, selfless person.</p> <p>Your turn! Put your paragraph together here:</p> <hr/> <hr/> <hr/> <hr/> <hr/> <hr/> <hr/> <p>Don't forget to edit when you're done! Click here for a self-editing checklist.</p>