
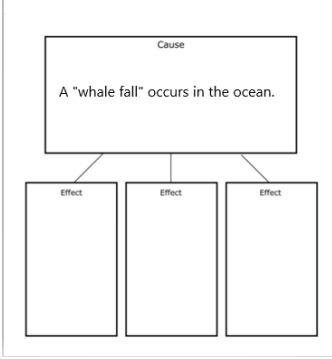
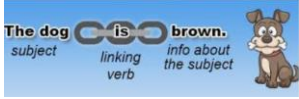


ESOL Choice Board for Grades 6-8

Monday	Tuesday	Wednesday	Thursday	Friday
<p>Trash is a huge problem in the world's oceans. <a href="#">Click here</a> to watch a video that will help you learn a little more about this issue. (Content warning: animal death)</p> 	<p>Remember, cause is the reason something happens, and an effect is the thing that happens. Review this list of words that can signal cause and effect in a text:</p> <p><b>Cause (The Why)</b></p> <ul style="list-style-type: none"> <li>• Because</li> <li>• Because of</li> <li>• Since</li> <li>• As a result of</li> <li>• As a consequence of</li> <li>• Now that</li> </ul> <p><b>Effect (The What)</b></p> <ul style="list-style-type: none"> <li>• So</li> <li>• Therefore</li> <li>• This resulted in</li> <li>• Consequently</li> <li>• Hence</li> <li>• Accordingly</li> </ul>	<p>A causal chain is a series of events that are linked to one another. Although we study cause and effect in ELA, this concept is a big part of science, and social studies, too. <a href="#">Click here</a> to read an article about a "whale fall," or how the ocean ecosystem uses every part of a deceased whale's body. (Scroll down to click article link) (Content warning: animal death)</p> <p>Can you identify some of the effects of a whale fall? Use this structure to organize your findings:</p>  <p>Remember to look for signal words!</p>	<p>Linking verbs connect the subject of a sentence to a word or group of words in the predicate. They link the subject to another noun, a pronoun, or an adjective. <a href="#">Click here</a> to read a more in-depth explanation of linking verbs.</p> <p>Can you identify the linking verbs in the sentences below?</p> <ol style="list-style-type: none"> <li>1) There are three children in the park today.</li> <li>2) The clothes in this pile are clean.</li> <li>3) Her big computer is very fast.</li> <li>4) He felt tired after breakfast.</li> <li>5) The questions become more difficult later on the exam.</li> </ol> 	<p>Make a gratitude jar! Every time you feel grateful, write (or draw) what exactly made you feel this way. Take a look at the contents of your jar at the end of every week.</p> 